

1. For each section, complete the missing information.

A. Notice how the pattern is changing. Now draw the missing figures and shade the part that grows in each consecutive figure.

Figure #	Number of Tiles
0	
1	
2	
3	
4	
5	
x	

B. Fill in the table using the information from the figures.

Figure 0:

Figure 1:

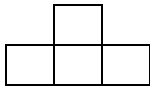


Figure 2:

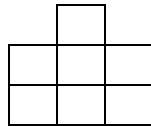
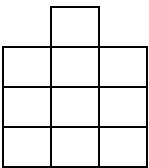


Figure 3:

Figure 4:

Figure 5:



C. Write a rule that fits this information. **Equation:** _____